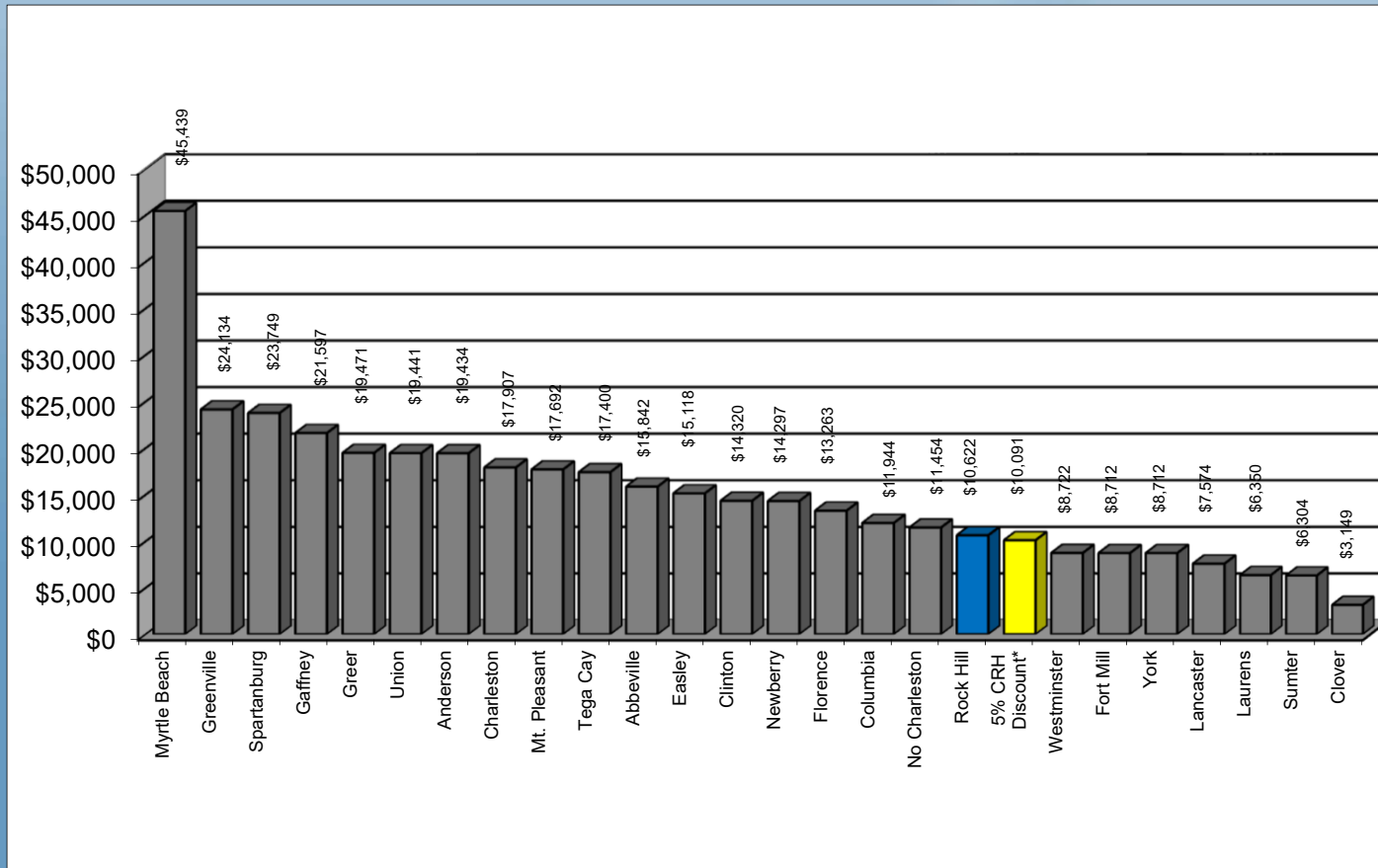


# Business License Comparison

## 2018

# Grocery Chain Store Comparison

Total Annual Business License

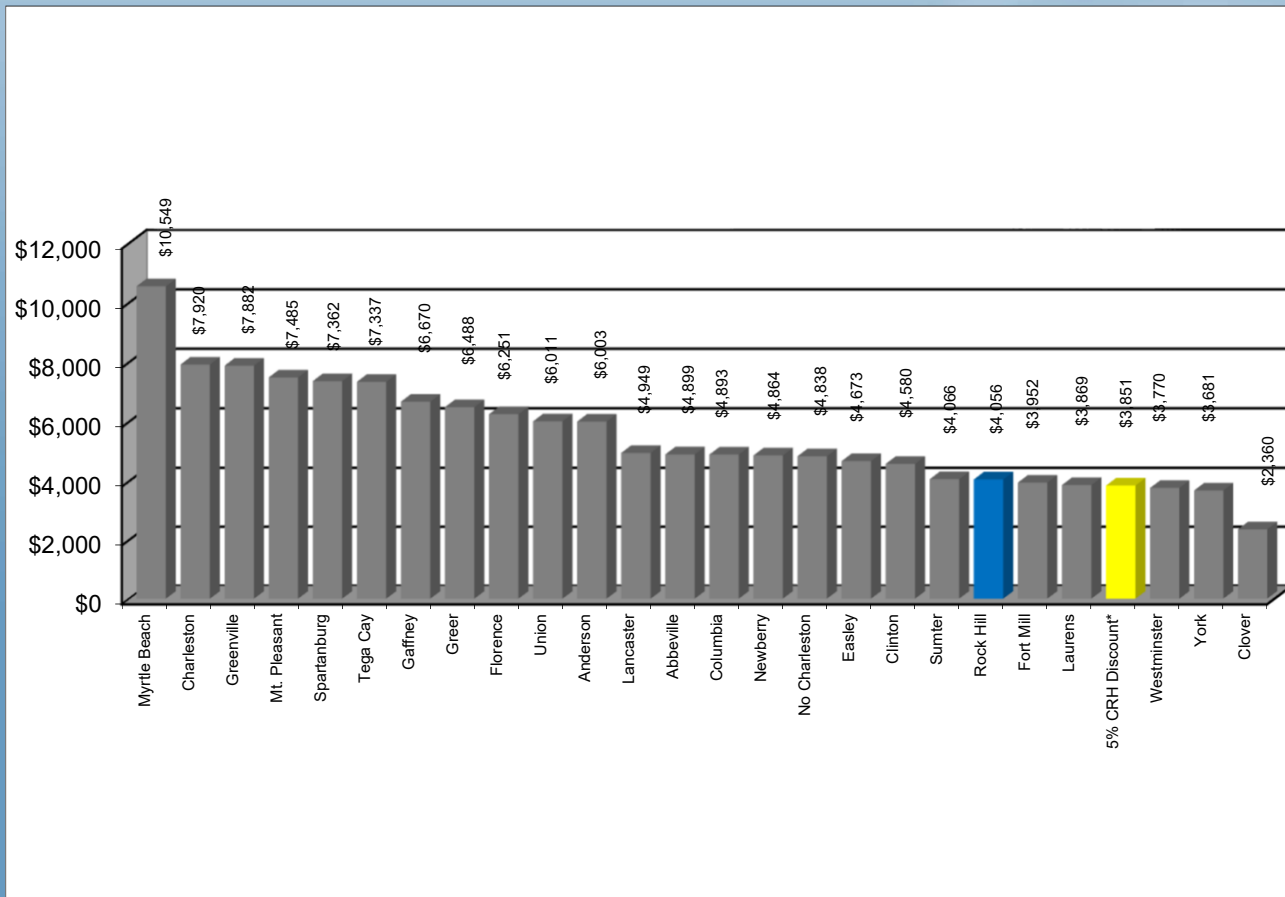


1. Myrtle Beach
2. Greenville
3. Spartanburg
4. Gaffney
5. Greer
6. Union
7. Anderson
8. Charleston
9. Mt Pleasant
10. Tega Cay
11. Abbeville
12. Easley
13. Clinton
14. Newberry
15. Florence
16. Columbia
17. No. Charleston
18. Rock Hill (16)
19. 5% CRH Discount\*
20. Westminster
21. Fort Mill
22. York
23. Lancaster
24. Laurens
25. Sumter
26. Clover

\*5% credit in 2018 business license if paid on or before due date

# Restaurant Comparison

Total Annual Business License

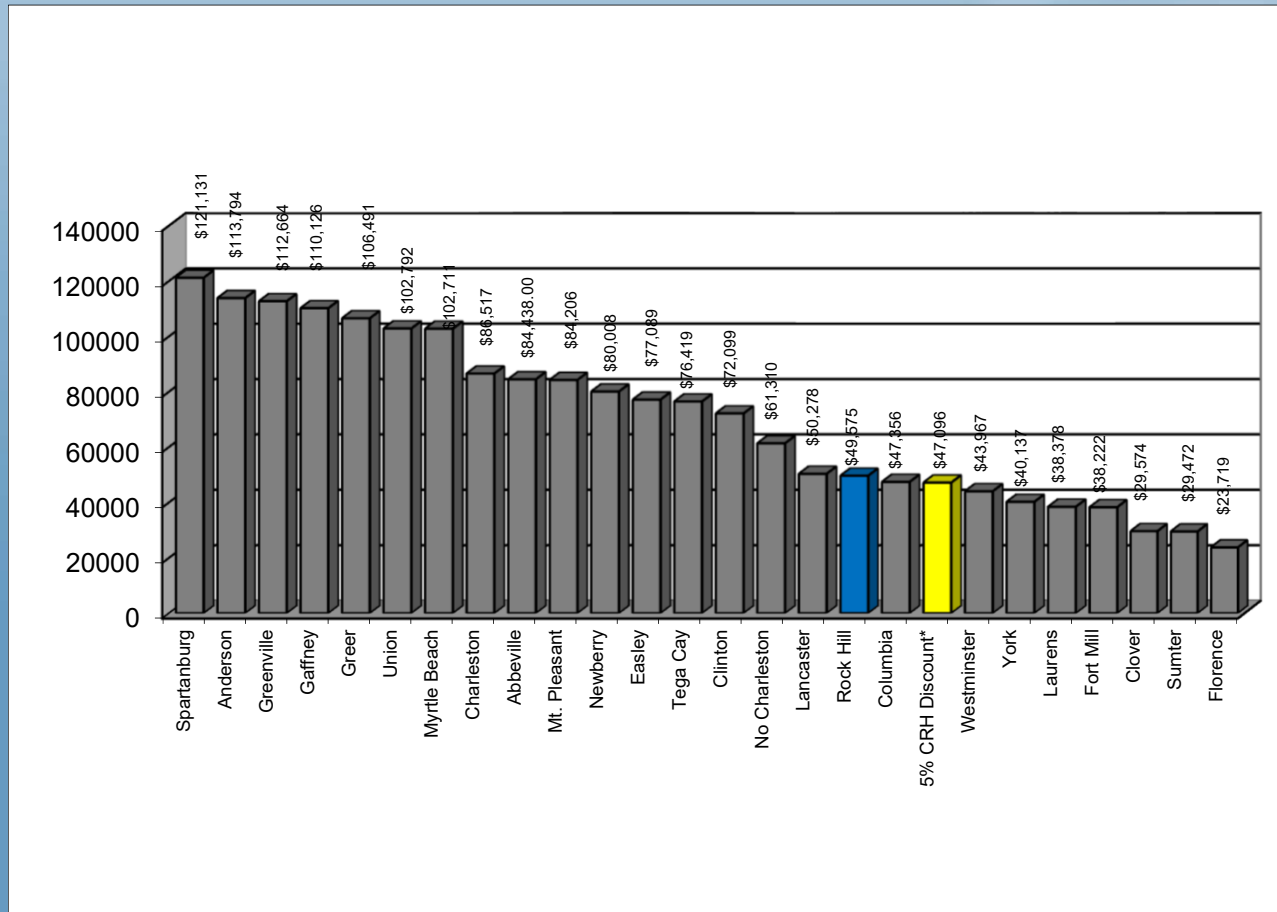


1. Myrtle Beach
2. Charleston
3. Greenville
4. Mt. Pleasant
5. Spartanburg
6. Tega Cay
7. Gaffney
8. Greer
9. Florence
10. Union
11. Anderson
12. Lancaster
13. Abbeville
14. Columbia
15. Newberry
16. No Charleston
17. Easley
18. Clinton
19. Sumter
20. Rock Hill (20)
21. Fort Mill
22. Laurens
23. 5% CRH Discount\*
24. Westminster
25. York
26. Clover

\*5% credit in 2018 business license if paid on or before due date

# Big Box Retail Comparison

Total Annual Business License

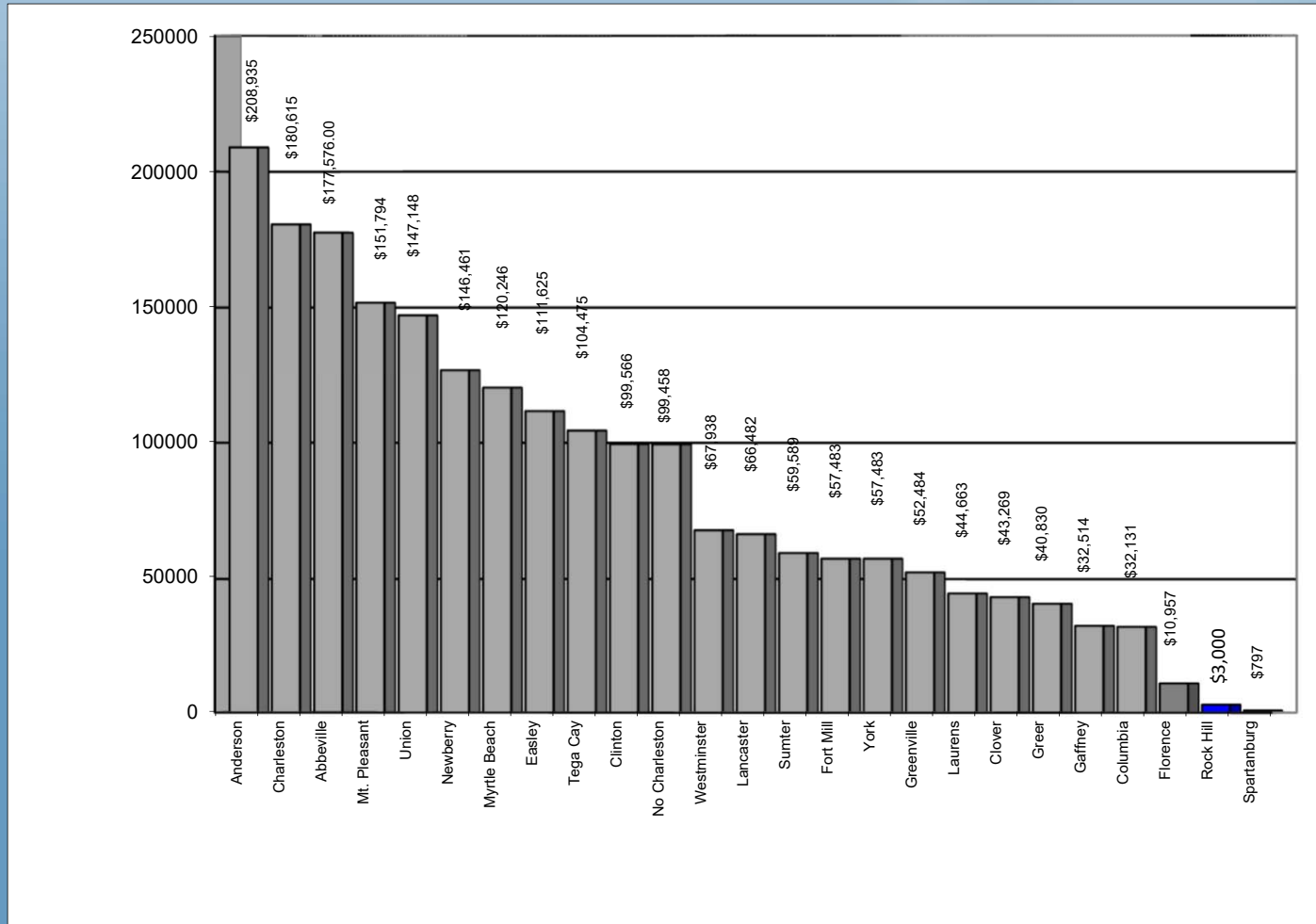


1. Spartanburg
2. Anderson
3. Greenville
4. Gaffney
5. Greer
6. Union
7. Myrtle Beach
8. Charleston
9. Abbeville
10. Mt. Pleasant
11. Newberry
12. Easley
13. Tega Cay
14. Clinton
15. No Charleston
16. Lancaster
17. Rock Hill (18)
18. Columbia
19. 5% CRH Discount\*
20. Westminster
21. York
22. Laurens
23. Fort Mill
24. Clover
25. Sumter
26. Florence

\*5% credit in 2018 business license if paid on or before due date

# Manufacturing Comparison

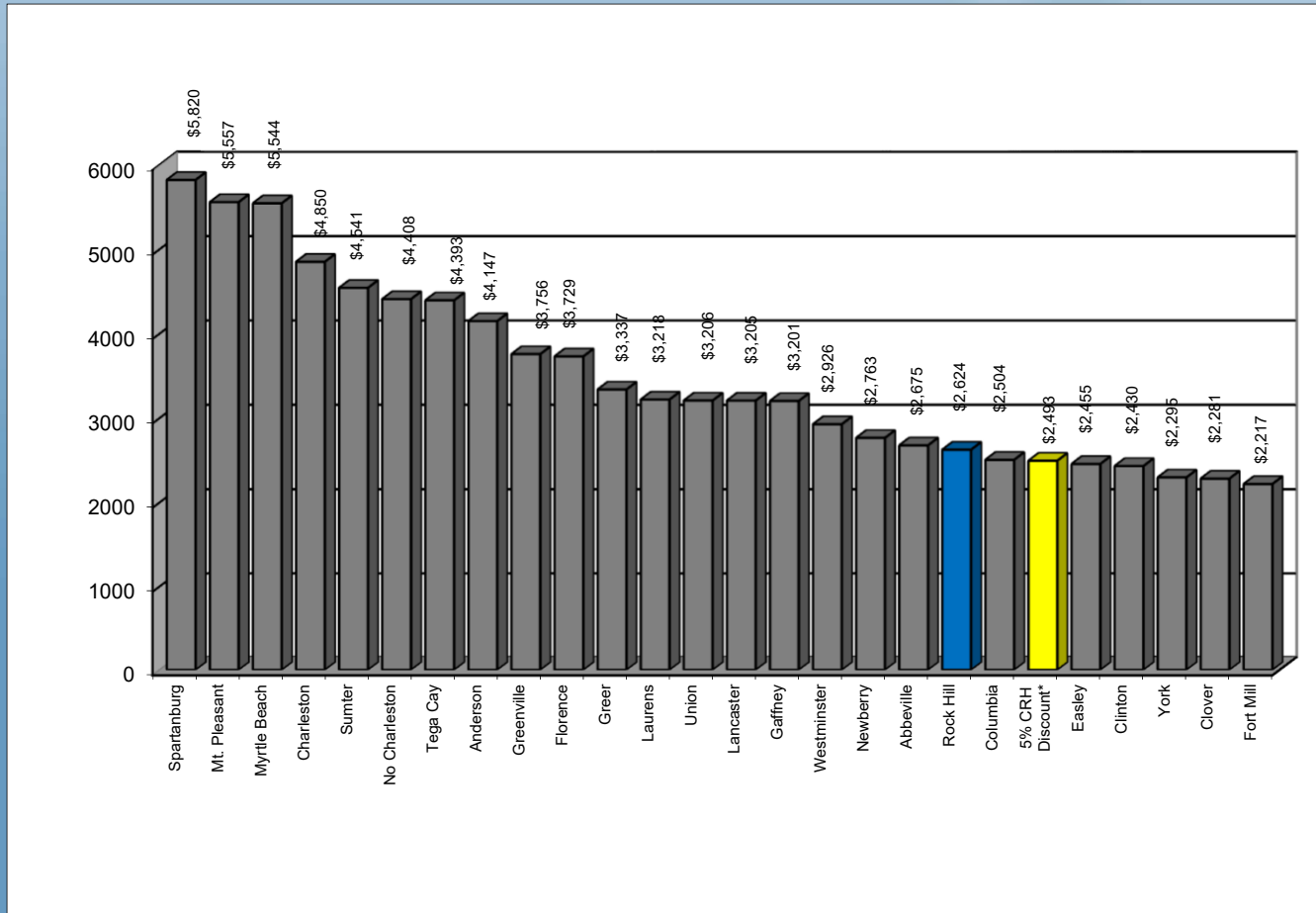
Total Annual Business License



1. Anderson
2. Charleston
3. Abbeville
4. Mt. Pleasant
5. Union
6. Newberry
7. Myrtle Beach
8. Easley
9. Tega Cay
10. Clinton
11. No Charleston
12. Westminster
13. Lancaster
14. Sumter
15. Fort Mill
16. York
17. Greenville
18. Laurens
19. Clover
20. Greer
21. Gaffney
22. Columbia
23. Florence
24. Rock Hill (24)
25. Spartanburg

# Miscellaneous Services Comparison

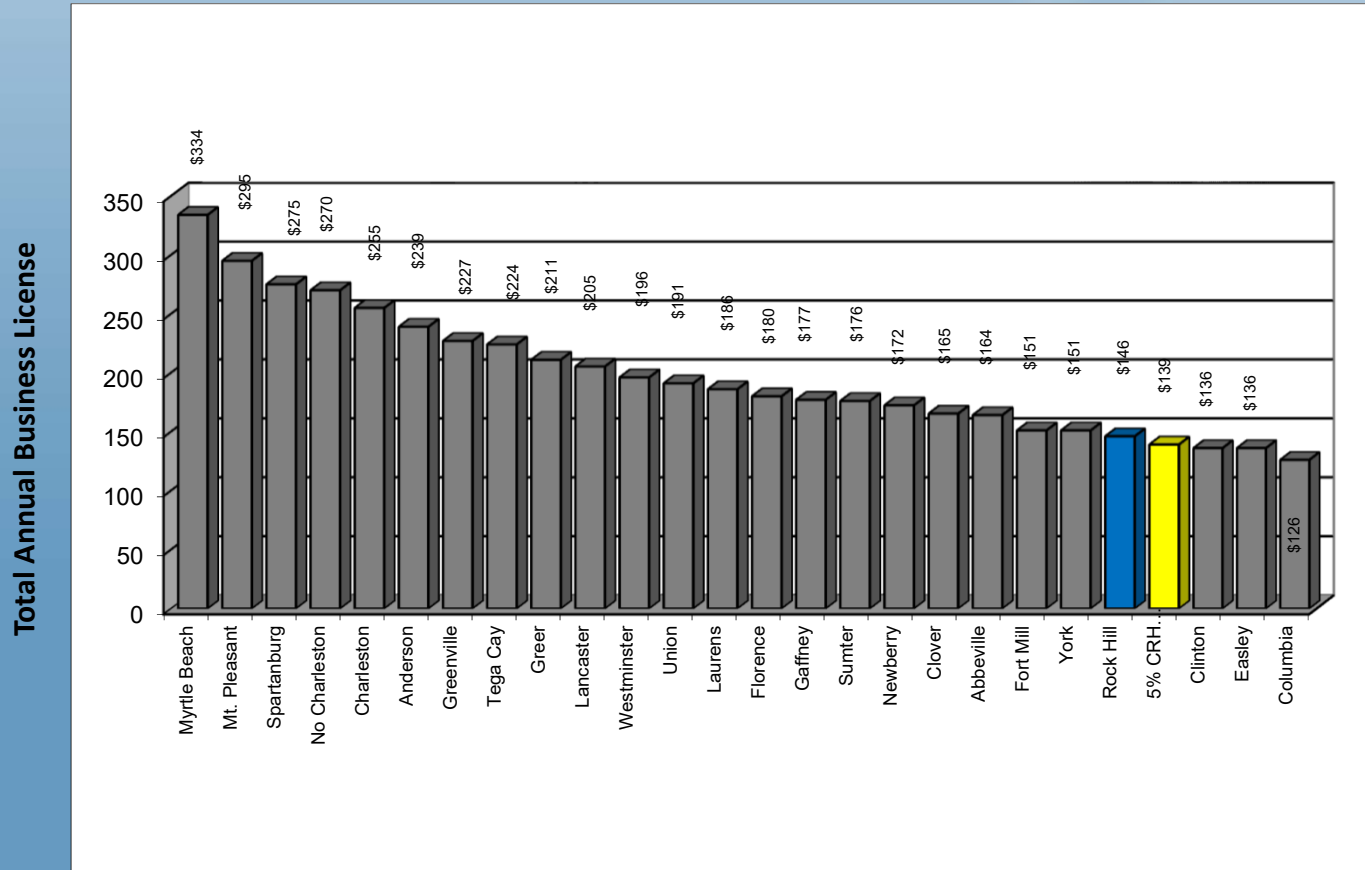
Total Annual Business License



1. Spartanburg
2. Mt. Pleasant
3. Myrtle Beach
4. Charleston
5. Sumter
6. No Charleston
7. Tega Cay
8. Anderson
9. Greenville
10. Florence
11. Greer
12. Laurens
13. Union
14. Lancaster
15. Gaffney
16. Westminster
17. Newberry
18. Abbeville
19. Rock Hill (18)
20. Columbia
21. 5% CRH Discount\*
22. Easley
23. Clinton
24. York
25. Clover
26. Fort Mill

\*5% credit in 2018 business license if paid on or before due date

# Mini Warehousing/Courier Comparison

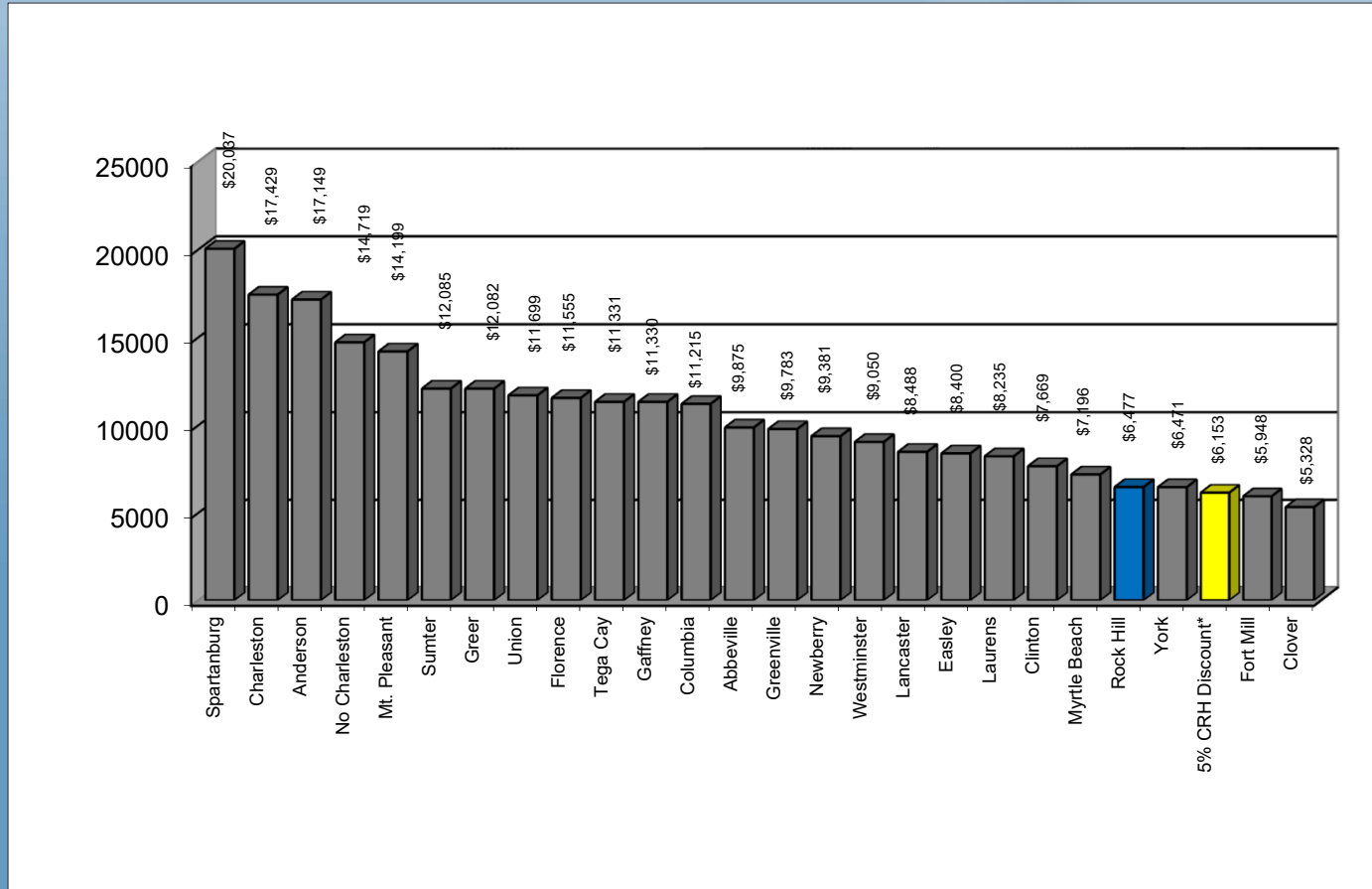


1. Myrtle Beach
2. Mt. Pleasant
3. Spartanburg
4. No Charleston
5. Charleston
6. Anderson
7. Greenville
8. Tega Cay
9. Greer
10. Lancaster
11. Westminster
12. Union
13. Laurens
14. Florence
15. Gaffney
16. Sumter
17. Newberry
18. Clover
19. Abbeville
20. Fort Mill
21. York
22. Rock Hill (11)
23. 5% CRH Discount\*
24. Clinton
25. Easley
26. Columbia

\*5% credit in 2018 business license if paid on or before due date

# Doctor's Office Comparison

Total Annual Business License



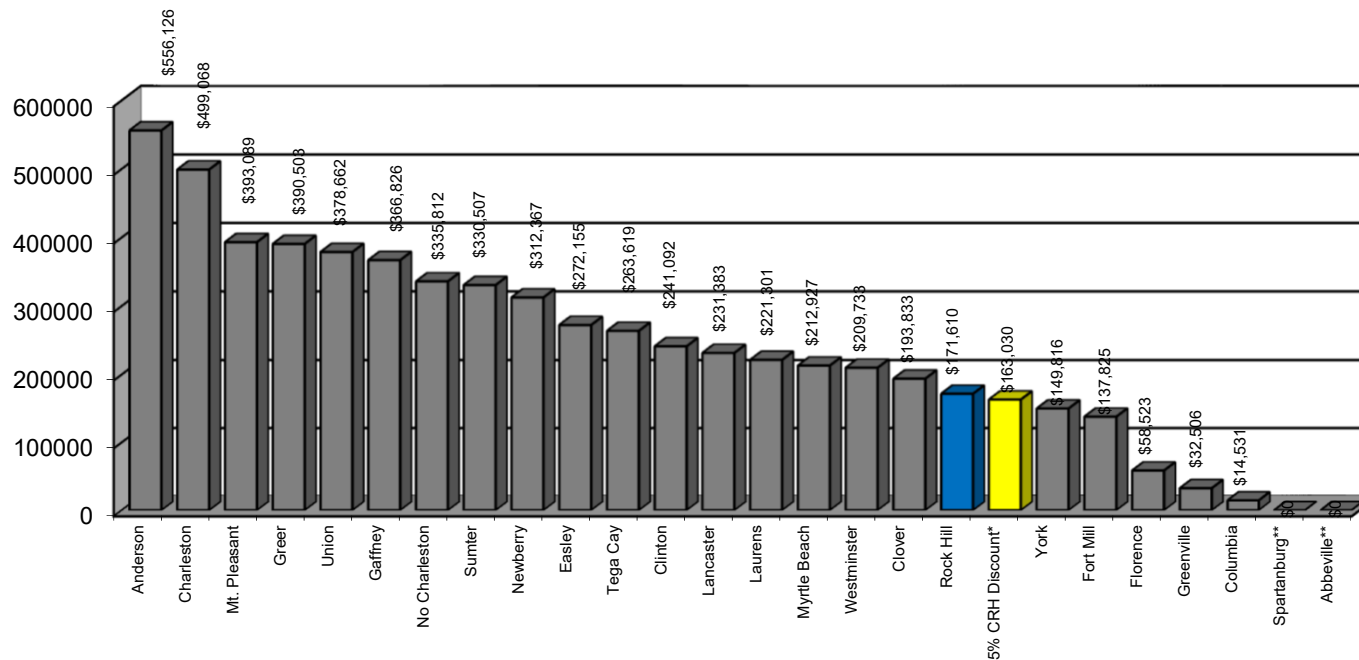
1. Spartanburg
2. Charleston
3. Anderson
4. No Charleston
5. Mt. Pleasant
6. Sumter
7. Greer
8. Union
9. Florence
10. Tega Cay
11. Gaffney
12. Columbia
13. Abbeville
14. Greenville
15. Newberry
16. Westminster
17. Lancaster
18. Easley
19. Laurens
20. Clinton
21. Myrtle Beach
22. Rock Hill (19)
23. York
24. 5% CRH Discount\*
25. Fort Mill
26. Clover

\*5% credit in 2018 business license if paid on or before due date



# Hospital Comparison

Total Annual Business License



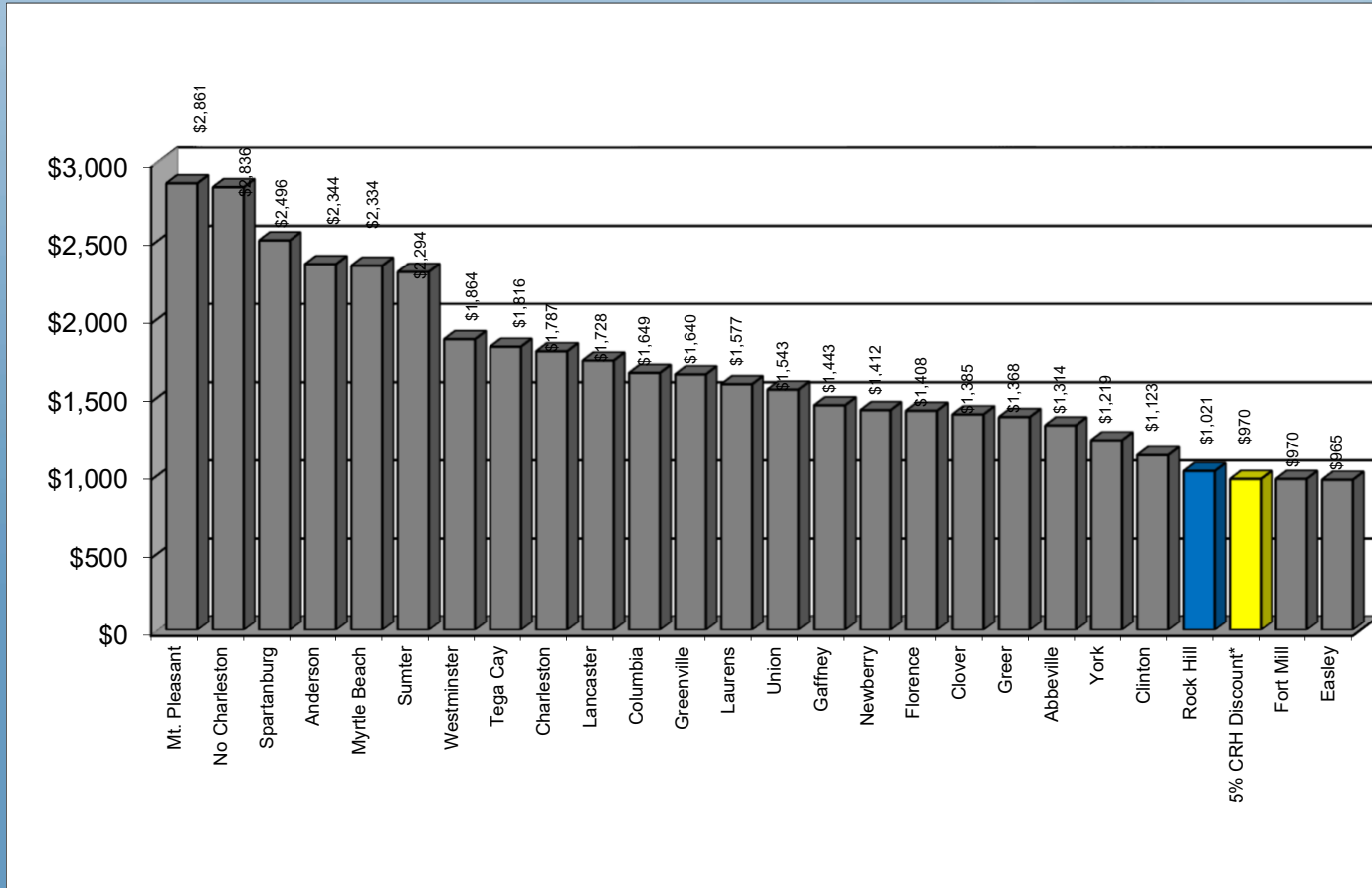
1. Anderson
2. Charleston
3. Mt. Pleasant
4. Greer
5. Union
6. Gaffney
7. No Charleston
8. Sumter
9. Newberry
10. Easley
11. Tega Cay
12. Clinton
13. Lancaster
14. Laurens
15. Myrtle Beach
16. Westminster
17. Clover
18. Rock Hill (18)
19. 5% CRH Discount\*
20. York
21. Fort Mill
22. Florence
23. Greenville
24. Columbia
25. Spartanburg\*\*
26. Abbeville\*\*

\*5% credit in 2018 business license if paid before on or due date

\*\*Spartanburg and Abbeville have non-profit hospitals

# Insurance Agency Comparison

Total Annual Business License

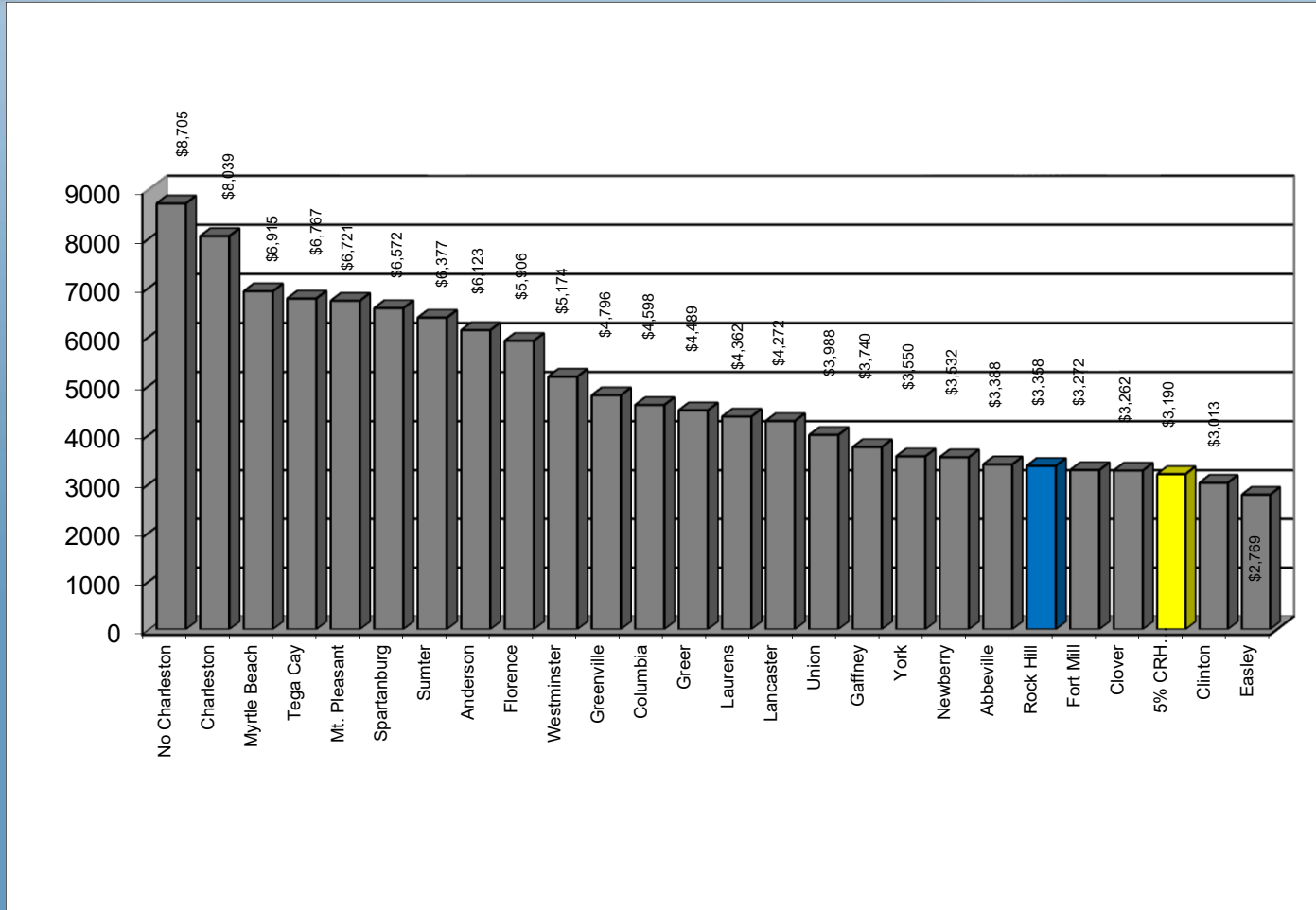


1. Mt. Pleasant
2. No Charleston
3. Spartanburg
4. Anderson
5. Myrtle Beach
6. Sumter
7. Westminster
8. Tega Cay
9. Charleston
10. Lancaster
11. Columbia
12. Greenville
13. Laurens
14. Union
15. Gaffney
16. Newberry
17. Florence
18. Clover
19. Greer
20. Abbeville
21. York
22. Clinton
23. Rock Hill (13)
24. 5% CRH Discount\*
25. Fort Mill
26. Easley

\*5% credit in 2018 business license if paid on or before due date

# Legal Office Comparison

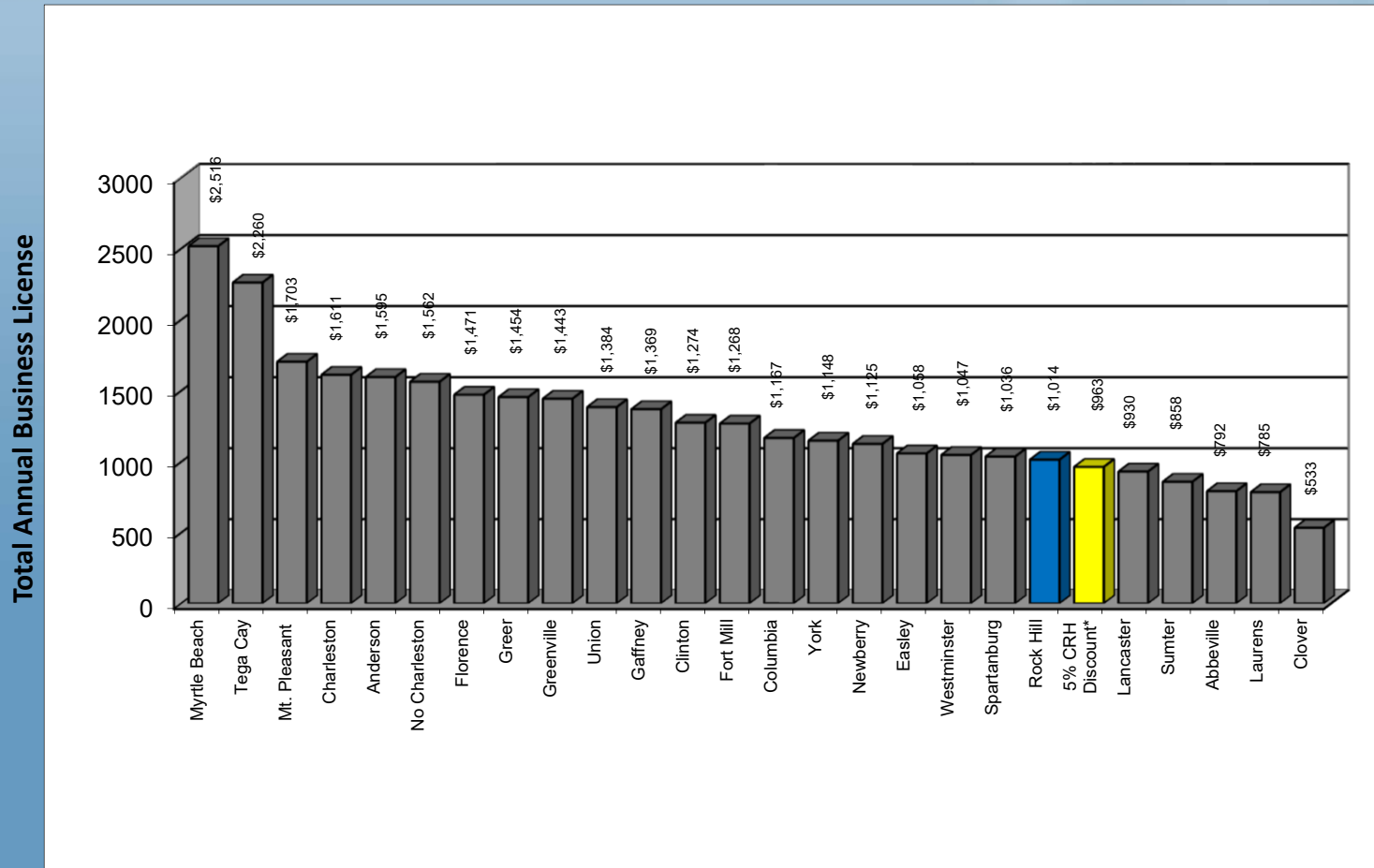
Total Annual Business License



1. No Charleston
2. Charleston
3. Myrtle Beach
4. Tega Cay
5. Mt. Pleasant
6. Spartanburg
7. Sumter
8. Anderson
9. Florence
10. Westminster
11. Greenville
12. Columbia
13. Greer
14. Laurens
15. Lancaster
16. Union
17. Gaffney
18. York
19. Newberry
20. Abbeville
21. Rock Hill (16)
22. Fort Mill
23. Clover
24. 5% CRH Discount\*
25. Clinton
26. Easley

\*5% credit in 2018 business license if paid on or before due date

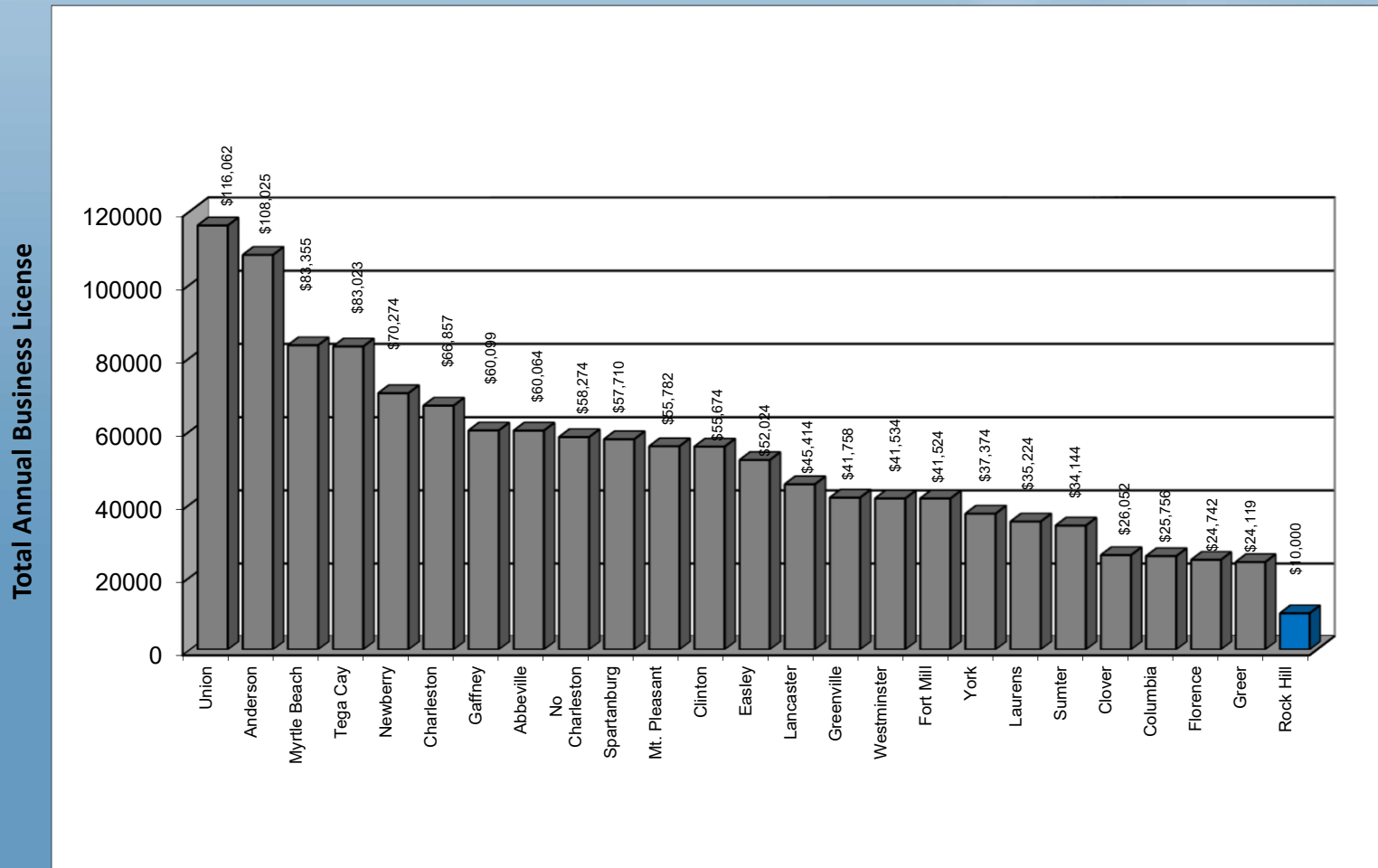
# Contractors Comparison



1. Myrtle Beach
2. Tega Cay
3. Mt. Pleasant
4. Charleston
5. Anderson
6. No Charleston
7. Florence
8. Greer
9. Greenville
10. Union
11. Gaffney
12. Clinton
13. Fort Mill
14. Columbia
15. York
16. Newberry
17. Easley
18. Westminster
19. Spartanburg
20. Rock Hill (20)
21. 5% CRH Discount\*
22. Lancaster
23. Sumter
24. Abbeville
25. Laurens
26. Clover

\*5% credit in 2018 business license if paid on or before due date

# Auto Dealer Comparison



1. Union
2. Anderson
3. Myrtle Beach
4. Tega Cay
5. Newberry
6. Charleston
7. Gaffney
8. Abbeville
9. No Charleston
10. Spartanburg
11. Mt. Pleasant
12. Clinton
13. Easley
14. Lancaster
15. Greenville
16. Westminster
17. Fort Mill
18. York
19. Laurens
20. Sumter
21. Clover
22. Columbia
23. Florence
24. Greer
25. Rock Hill (25)